




Evermore



Poly16SB
Poly18SB
Poly25SB

Sappi

EVERMORE is a comprehensive range of High Quality , High Performance SBS torch-on membranes. Evermore membranes can be used in a wide variety of roofing and waterproofing systems . They are quickly installed, easy to maintain, and highly cost efficient.

COMPOUND



EVERMORE's elastomeric compound is obtained through a careful mix of distilled bitumen modified with Styrene-Butadiene-Styrene (SBS). This provides superior elasticity and exceptional cold weather flexibility, weathering and ageing properties. In addition, all membranes in the Evermore range have been specifically formulated to be extremely user friendly.

In order to meet different economical needs as well as technical requirements for different Low Temperature Flexibility , Evermore membranes are available in a choice of three LTFs:

- EVERMORE POLY 25SB: -25°C
- EVERMORE POLY 18SB: -20°C
- EVERMORE POLY 16SB: -15°C.

REINFORCEMENT

EVERMORE membranes are provided with a carrier of nonwoven stabilised polyester with longitudinal reinforcing threads which provides excellent strength , elongation and dimensional stability.

In addition , Glass Fibre underlays are also available as part of the Evermore range.

A full range of Heat activated Glass based and Polyester based SBS membranes is also available to provide an ideal base layer where application by direct flame on to the deck is not desirable or permitted.


Please see Sappi's PHASE HEAT ACTIVATED MEMBRANES literature.

FINISH OPTIONS

In the plain version **EVERMORE** is available in two different options of topside finish: a polypropylene quick burn-off film or a sand finish.



Sand finish



Polypropylene film

In their mineral version, all **EVERMORE** membranes come in a wide choice of mineral colours, including: Standard Grey, Dark Grey, Red, Green and White .All versions are provided with a quick burn-off polypropylene film on the underside.




Grey




Dark Grey



Green



White



Red

FIELDS OF APPLICATION

- Waterproofing systems for roofs with limited pedestrian access on timber, concrete, corrugated sheet, for flat, domed or pitched roofing systems.
- Terrace floors, balconies, canopies.
- Flat roofs, inverted roofs, pedestrian or non, ballasted with gravel or paved.
- Renovation and refurbishment of existing waterproofing systems.
- Foundation slabs, retaining walls.
- Vapour control layer.
- Mineral versions, or self-protected with slate chippings, are specifically used in non accessible or limited pedestrian access flat and sloped roof.
- Suitable for both insulated and non insulated waterproofing systems.



Base layer



Capsheet

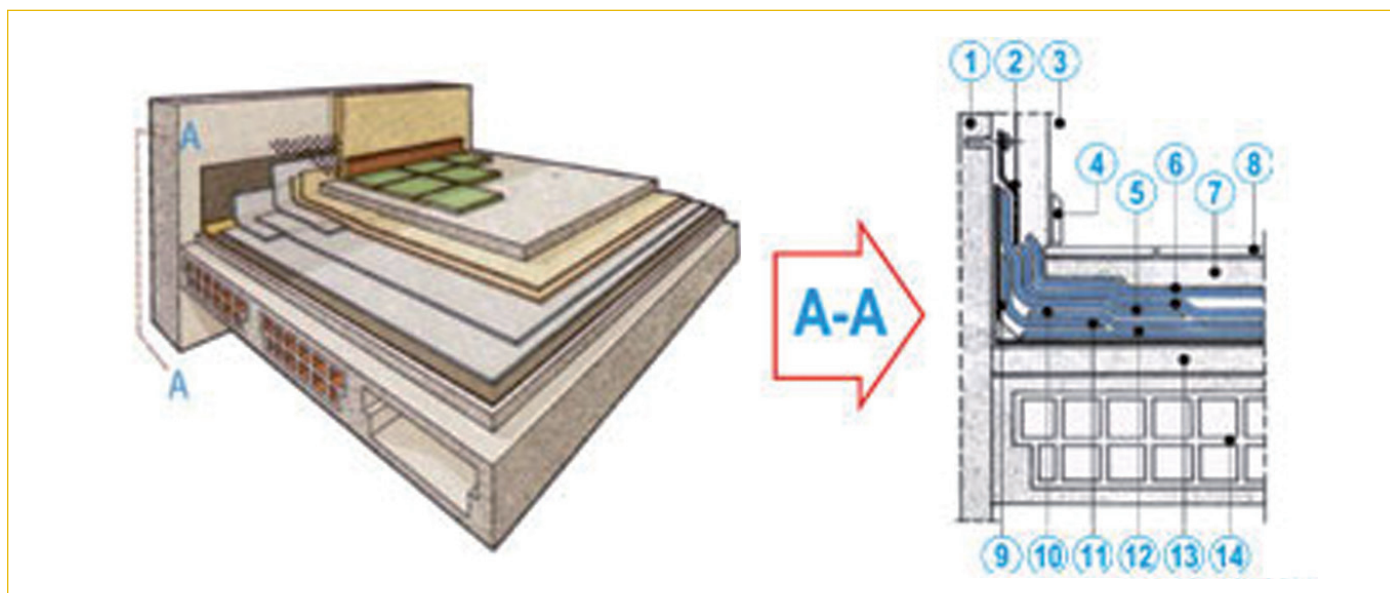


Walls, Basements and foundations



Top layer, under heavy protection

TYPICAL FLAT ROOFING SYSTEM: ACCESSIBLE , NON INSULATED CONCRETE DECK



1. Perimetral wall
2. Plaster mesh
3. Plaster
4. Skirting
5. **EVERMORE** polyester reinforced , fully torched.
6. Separation and slip layer
7. Under paving screed
8. Paving
9. **VIABIT PLUS** primer; c. 250-200gr per square metre
10. **EVERMORE** polyester reinforced , fully torched
11. Corner reinforcing strip, **EVERMORE** Polyester, fully torched
12. **EVERMORE** polyester reinforced , fully torched
13. Fall screed
14. Hollow tile/concrete deck

STORAGE

- Keep the rolls in a vertical position, protecting them from direct sunlight and frost at a temperature between 0 °C and + 40 °C.
- If double stacking insert a board between the pallets to avoid damage to the mineral selvages.
- The pallets provided at the time of delivery are suitable for a normal handling, loading and unloading. If it is required to lift higher then more packaging and strapping may be necessary.

APPLICATION

- Prior to application it is necessary to stabilise the product at + 5 °C which is also the minimum application temperature. Please note that the application should be discontinued in the event of adverse weather conditions that could undermine the membrane's adhesion to the substrate, such as excessive moisture or rain.
- Thoroughly clean the substrate, removing any irregularities, dust or debris. The surface must be smooth, dry and clean.
- Prepare the substrate with bituminous primer **VIABIT** or **VIABIT PLUS**, brush or mop applied, in order to promote adhesion of the membrane .
- Align the membrane rolls which have to include an overlap of at least 10cm on the longitudinal seam and at least 15cm on the cross junction.
- Apply the membrane with a professional propane gas torch
- Weld overlaps.



TECHNICAL DATA

SAPPI EVERMORE POLY 16SB

Description: elastomeric polymer bitumen membrane BPE, compound in distilled bitumen modified with high molecular weight polymer, reinforced with nonwoven polyester fabric glass stabilised. Mineral: top face coated with hot-bonded slate granules
Field of Application: base or intermediate layer in a multi-layer waterproofing system – top layer, when protected, in a multi layer waterproofing system – be-low grade foundations and walls
Mineral: top layer, self protected, in a multi-layer waterproofing system
Method of Application: torched-on
Applicable Directive: EN 13707 – EN 13969. Mineral: EN 13707
Dangerous Substances: the product does not contain asbestos or tar

SAPPI EVERMORE POLY 18SB

Description: elastomeric polymer bitumen membrane BPE, compound in distilled bitumen modified with high molecular weight polymer, reinforced with nonwoven polyester fabric glass stabilised. Mineral: top face coated with hot-bonded slate granules
Field of Application: base or intermediate layer in a multi-layer waterproofing system – top layer, when protected, in a multi layer waterproofing system – be-low grade foundations and walls
Mineral: top layer, self protected, in a multi-layer waterproofing system
Method of Application: torched-on
Applicable Directive: EN 13707 – EN 13969. Mineral: EN 13707
Dangerous Substances: the product does not contain asbestos or tar

SAPPI EVERMORE POLY 25SB

Description: elastomeric polymer bitumen membrane BPE, compound in distilled bitumen modified with high molecular weight polymer, reinforced with nonwoven spunbond polyester fabric glass stabilised, glass stabilised. Mineral: top face coated with hot-bonded slate granules
Field of Application: base or intermediate layer in a multi-layer waterproofing system – top layer, when protected, in a multi layer waterproofing system – be-low grade foundations and walls. Mineral: top layer, self protected, in a multi-layer waterproofing system
Method of Application: torched-on
Applicable Directive: EN 13707 – EN 13969. Mineral: EN 13707
Dangerous Substances: the product does not contain asbestos or tar

CHARACTERISTIC	EN DRC	UNIT	VALUE (EVER. POLY 16SB)	VALUE (EVER. POLY 18SB)	VALUE (EVER. POLY 25SB)	TOL
Visible Defects	EN 1850-1	-	pass	pass	pass	-
Thickness [Plain]	EN 1849-1	mm	3/4/5	3/4/5	4/5	-10%
Arcic Mass [Mineral]	EN 1849-1	kg/m ²	[4/4.5/5]	[4/4.5/5]	[4/4.5/5]	-10%
Width and Length	EN 1848-1	m	10.00	10.00	10.00	-1%
Straightness	EN 1848-1	mm	max 20	max 20	max 20	pass
Max Tensile Force (L/T)	EN 12311-1	N/5cm	350	550	750	-20%
Elongation (L/T)	EN 12311-1	%	40	40	40	-15 abs
Resistance to Tearing (L/T)	EN 12310-1	N/5cm	160	150	150	pass
Resistance to Static Loading	EN 12730-A	kg	15	15	15	pass
Resistance to Impact	EN 12691	mm	700	900	900	pass
Joint Strength (L/T)	EN 12317-1	N/5cm	-	-	-	npd
Peel Resistance of Joint	EN 12316-1	N/5cm	-	-	-	npd
Pliability (Cold Flexibility)	EN 1109	°C	-15	-20	-25	pass
Pliability (Aged)	EN 1296	°C	-	-	-	pass
UV Ageing (Visible Defects)	EN 1297	-	-	-	-	npd
Watertightness	EN 1928	kPa	60	60	60	pass
Water Vapour Permeability	EN 1931	µ x 1.000	20 (default)	20 (default)	20 (default)	pass
Water Vapour Permeability (Aged)	EN 1296	µ x 1.000	20 (default)	20 (default)	20 (default)	npd
Flow resistance (New/Aged)	EN 1110	°C	100	100	100	pass
Dimensional Stability (L/T)	EN 1107-1	%	+0.15	+0.15	+0.15	pass
Root Resistance	Gruppo MBP	% add.vo	-0.25	-0.25	-0.25	pass
External Fire Performance	EN 13501-5	classe	F (roof)	F (roof)	F (roof)	npd
Reaction to Fire	EN 13501-1	classe	F	F	F	npd
Adhesion of Granules [Mineral]	EN 12039	%	[≤ 30]	[≤ 30]	[≤ 30]	npd
Standard	Thickness	mm	2	4	5	
	Rolls x pallet	n°	30	25	20	
Mineral	Arcic Mass	kg/m ²	3.5	4.5	5.0	
	Rolls x pallet	n°	25	25	20	
			Topside Finish: anti-adherent sand – Mineral: slate chips/granules (mineral self-protection)			
			Underside Finish: thermo-fusible polyethylene/polyethylene film			
			Packaging: shrinkable polyethylene film, on pallet			
			Additional info: "Polymer Bitumen Membrane Info Sheet", current release			

Locally available from:

Technical data declared may vary without previous notice



Sappi a division of Vetroasfalto s.p.a. Via Pascoli, 3 - 20060 - Basiano (MI) ITALY
 phone +39 02.95983225 - fax +39 0295760225
 web: www.sappi.it - email: export@sappi.it
 Quality Assurance UNI EN ISO 9001:2008 – CE Certificate 0546/CPD 16876